



Advanced Database Systems

Spring 2024

Lecture #26: Recovery

R&G: Chapters 16 & 18

1

REVIEW: THE ACID PROPERTIES

2

Atomicity: All actions in the txn happen, or none happen

Consistency: If each txn is consistent and the DB starts consistent, then it ends up consistent

Isolation: Execution of one txn is isolated from that of other txns

Durability: If a txn commits, its effects persist

The **recovery manager** ensures atomicity, DB consistency, and durability

2

MOTIVATION

3

Atomicity:

Transactions may abort ("rollback")

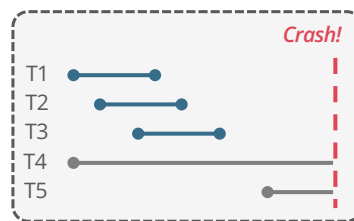
Durability:

What if the DBMS stops running?

Desired behaviour after system restarts:

T1, T2 & T3 should be durable

T4 & T5 should be aborted (effects not seen)



3

TYPES OF FAILURES

4

Logical Errors

Txn cannot complete due to an internal error condition (e.g., integrity constraint violation)

Internal State Errors

DBMS must terminate an active transaction due to an error condition (e.g., deadlock)

Software Failures

Problem with the DBMS implementation (e.g., uncaught divide-by-zero exception)

Hardware Failures

The computer hosting the DBMS crashes (e.g., power plug gets pulled)

Fail-stop assumption: Non-volatile storage contents are not corrupted by system crash

Non-Repairable Hardware Failure

A head crash or similar disk failure destroys all or part of non-volatile storage

Destruction is assumed to be detectable (e.g., disk controller use checksums to detect failures)

No DBMS can recover from this! Database must be restored from an archived version (replica).

Transaction Failures

System Failures

Storage Media Failures

4

CRASH RECOVERY

5

Recovery algorithms are techniques to ensure **database consistency**, transaction **atomicity**, and **durability** despite failures

Recovery algorithms have two parts:

Actions during normal txn processing to ensure that the DBMS can recover from a failure

Actions after a failure to recover the database to a state that ensures atomicity, consistency, and durability

5

OBSERVATION

6

The primary storage location of the database is on non-volatile storage (disk), but this is much slower than volatile storage (main memory)

Use volatile memory for faster access:

Bring pages into memory, perform writes in memory, write dirty pages back to disk

The DBMS needs to guarantee that:

The changes of any txn are durable once the DBMS has confirmed that it committed

No partial changes are durable if the txn aborted

How the DBMS supports this depends on how it manages the buffer pool...

6

HANDLING THE BUFFER POOL

7

Steal Policy

Whether the DBMS allows buffer pool frames with uncommitted updates to be replaced (i.e., the corresponding dirty pages flushed to non-volatile storage)

STEAL: Is allowed

NO-STEAL: Is not allowed

Force Policy

Whether the DBMS requires that all updates made by a txn are reflected on non-volatile storage **before** the txn is allowed to commit

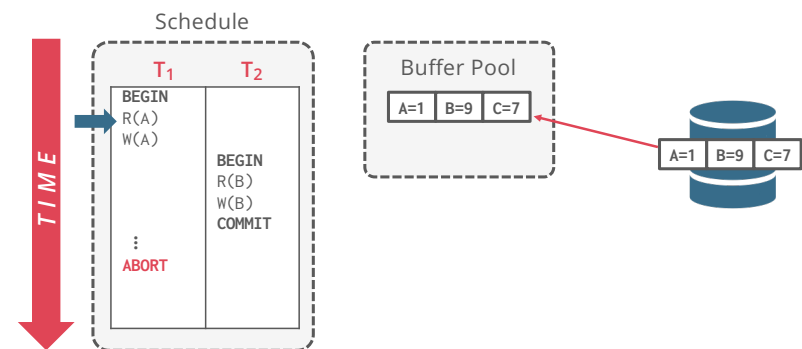
FORCE: Is enforced

NO-FORCE: Is not enforced

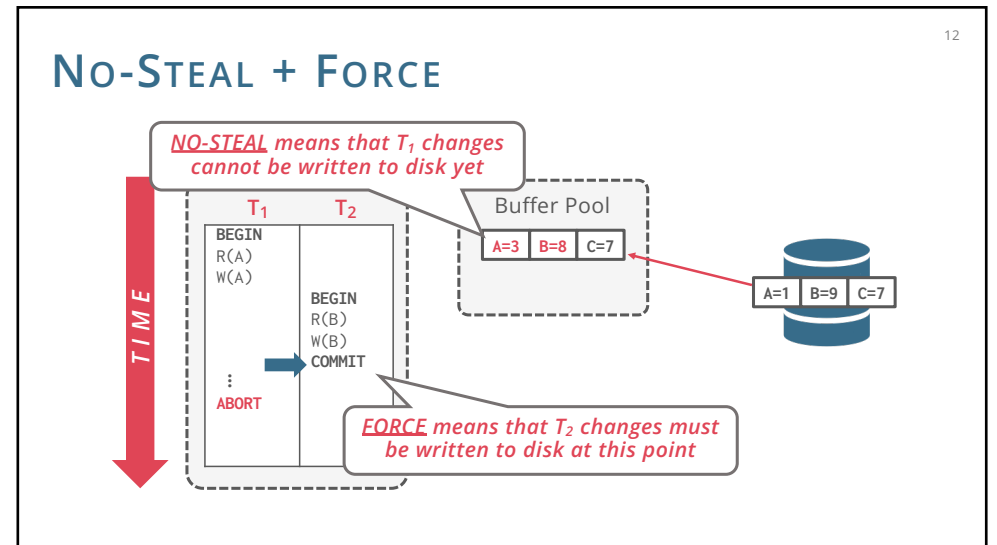
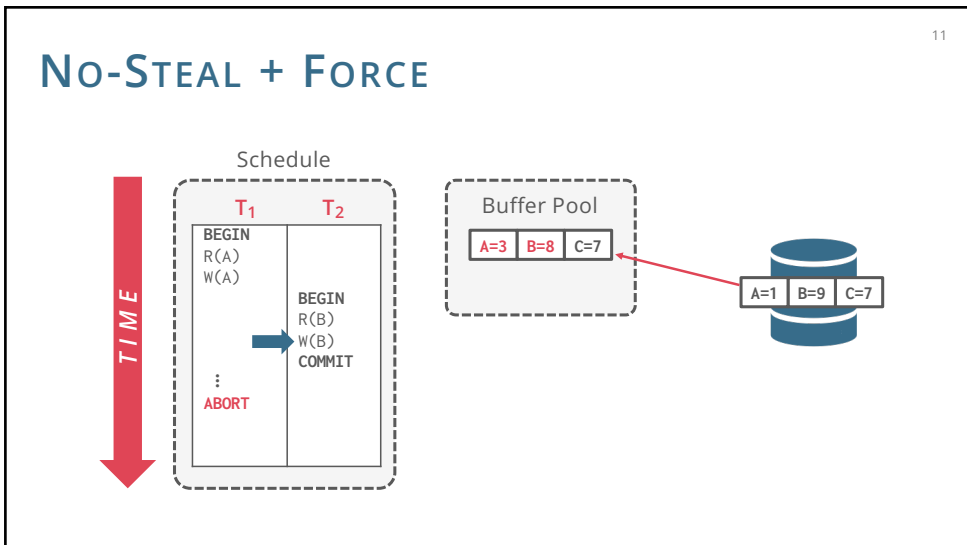
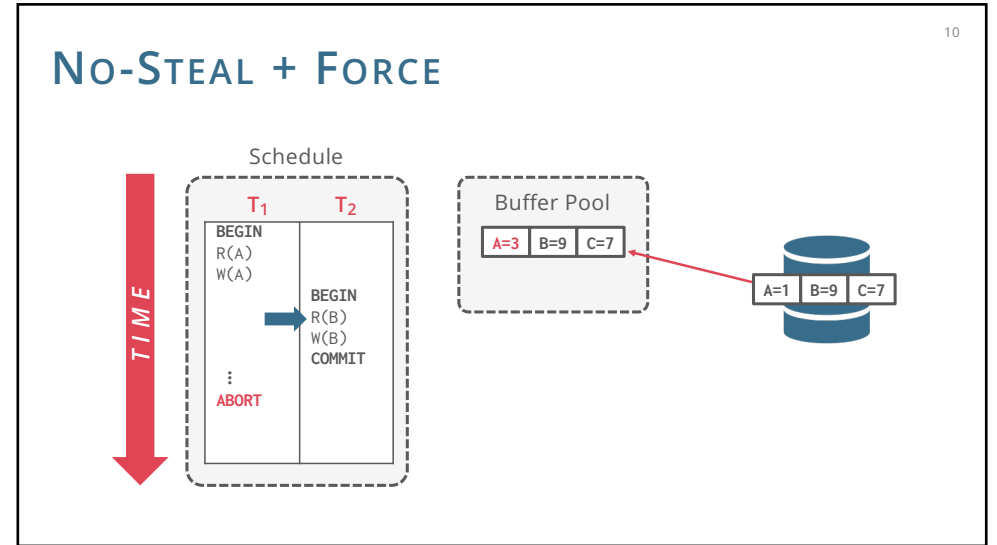
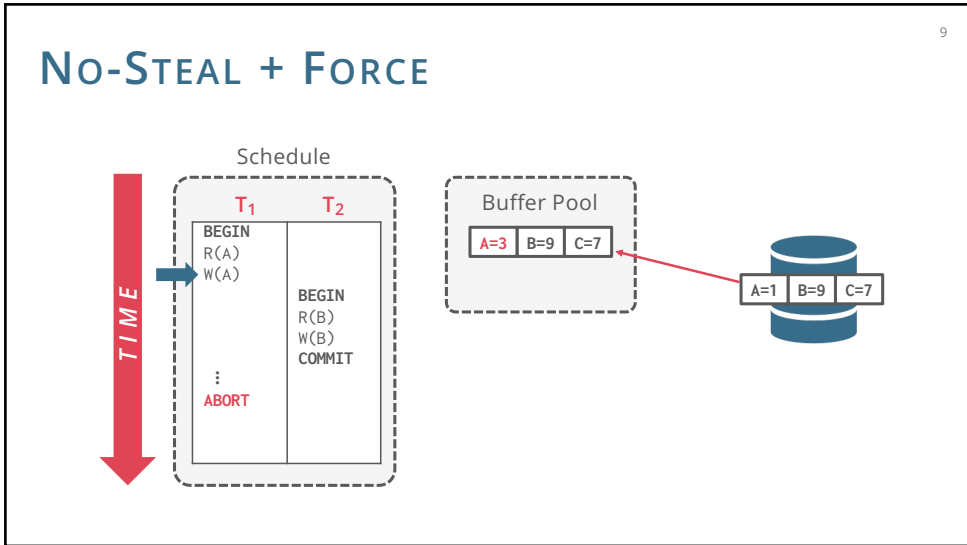
7

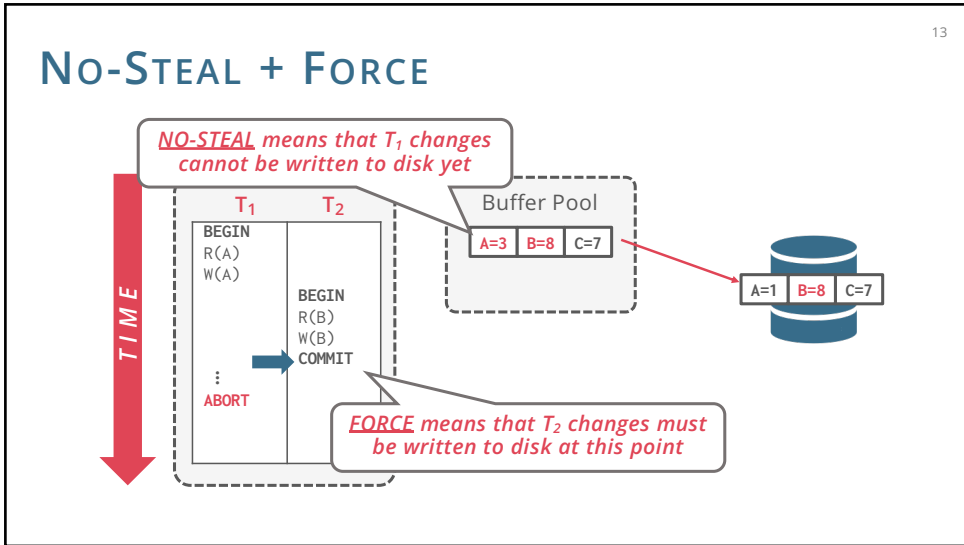
NO-STEAL + FORCE

8

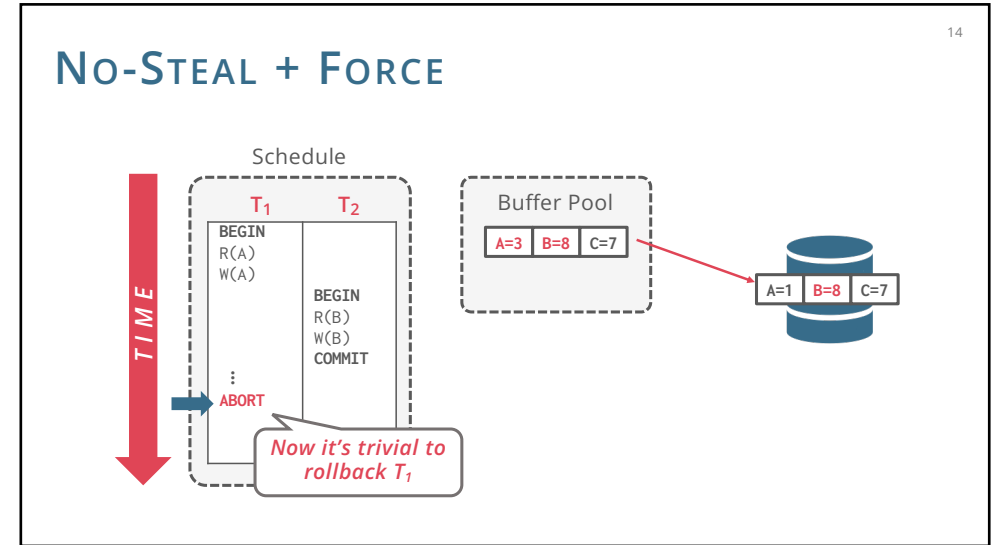


8





13



14

NO-STEAL + FORCE

15

This approach is the **easiest to implement**

- Never have to **undo** changes of an aborted txn because the changes were not written to disk
- Never have to **redo** changes of a committed txn because all the changes are guaranteed to be written to disk at commit time

But has **important drawbacks**

- Poor performance:** flushing non-contiguous pages (random writes) is slow
 - Plus, what if DBMS crashes halfway through flushing? Not atomic
- Memory requirements:** **NO-STEAL** assumes that all pages modified by uncommitted transactions can be accommodated in the buffer pool

15

MORE ON STEAL AND FORCE

16

STEAL: Why enforcing atomicity is hard?

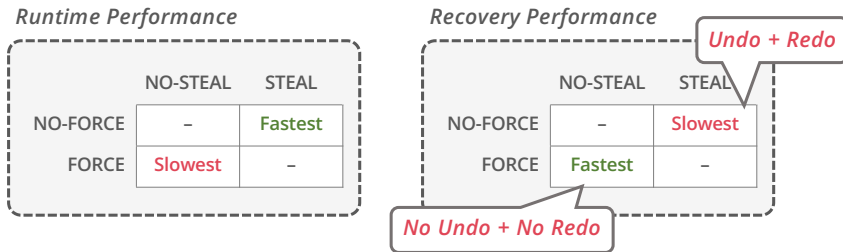
- Stealing frame F:** Current page P in F is written to disk; some txn holds lock on P
 - What if the system crashes before the txn is finished?
 - Or what if the txn with the lock on P aborts?
 - Must remember the old value of P at steal time to support **UNDO**ing the write to P

NO-FORCE: Why enforcing durability is hard?

- What if the DBMS crashes before a modified page is written to disk?
- Write as little as possible, in a convenient place, at commit time, to support **REDO**ing modifications

16

BUFFER POOL POLICIES



Undo: removing the effects of an incomplete or aborted txn
Redo: re-instating the effects of a committed txn for durability

Almost every DBMS uses **STEAL + NO-FORCE**

BASIC IDEA: LOGGING

Record **UNDO** and **REDO** information, for every update, in a **log** file

Assume that the log is on stable storage

Log file is separated from actual data

Sequential writes to the log

Minimal info (diff) written to the log, so multiple updates fit in a single log page

Log contains sufficient information to perform the necessary undo and redo actions to restore the database after a crash

WRITE-AHEAD LOGGING (WAL)

Before making a change in the database, record the change in a log file

The DBMS stages all log records of a txn in memory (usually backed by buffer pool)

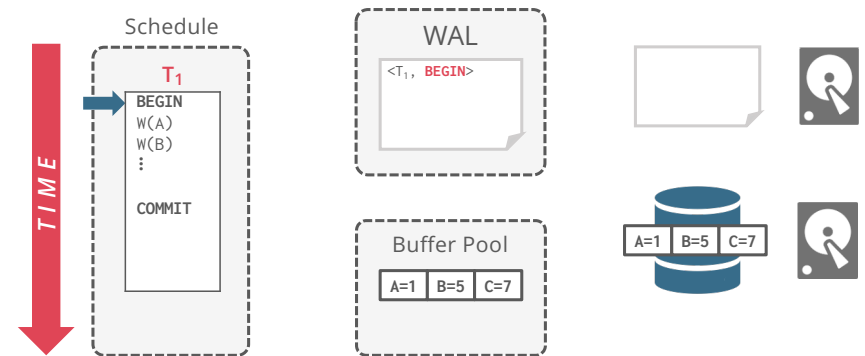
All log records pertaining to an updated page must be written to non-volatile storage **before** the page itself is overwritten to non-volatile storage

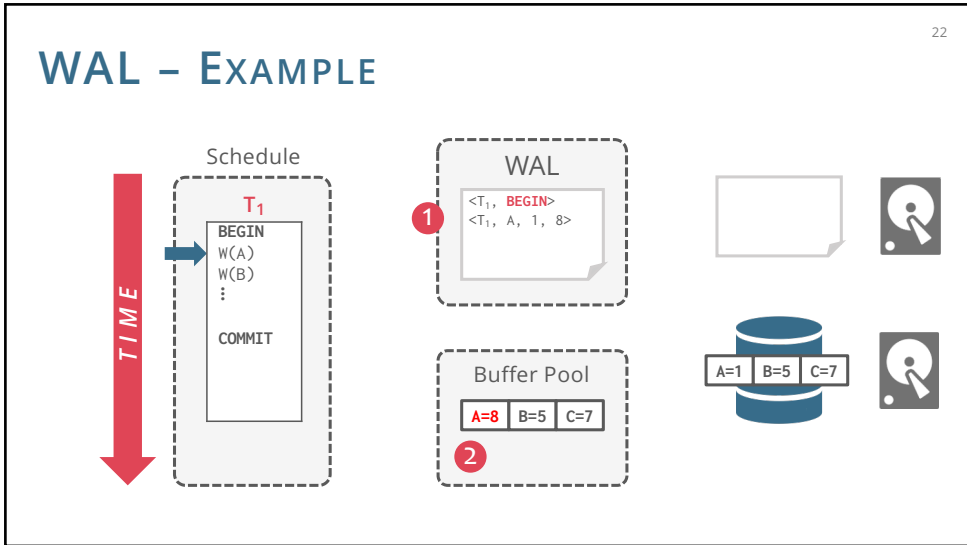
The log records contain UNDO info ⇒ can exploit to guarantee Atomicity

A txn is not considered committed until **all** of its log records including its "commit" record are written to non-volatile storage

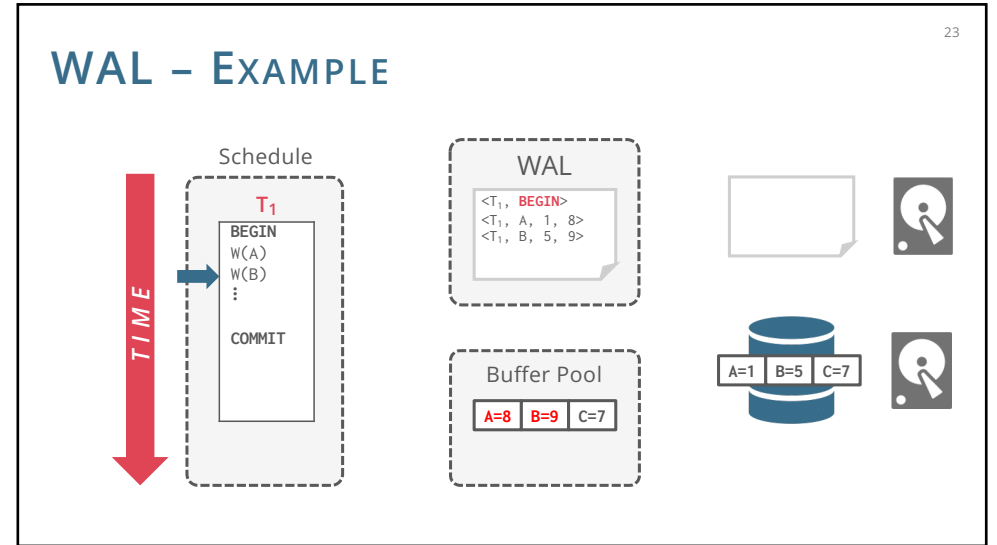
The log records contain REDO info ⇒ can exploit to guarantee Durability

WAL - EXAMPLE

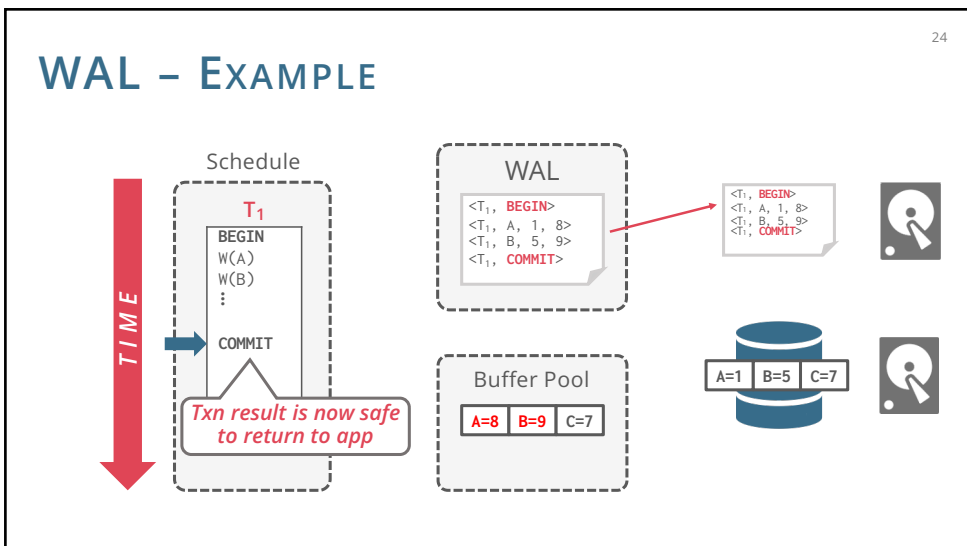




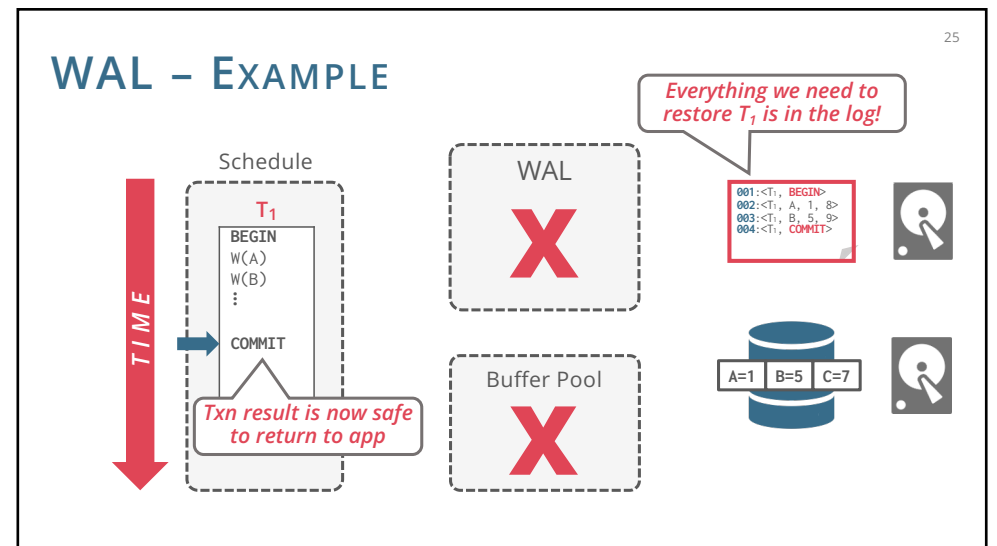
22



23



24



25

ARIES

26

Recovery algorithm developed at IBM Research in early 1990s

Write-Ahead Logging

Any change is recorded in log on stable storage before the change is written to disk

Must use **STEAL + NO-FORCE** buffer pool policies

Recovery in three phases:

Analyse: identify active txns and dirty pages at the time of crash

Redo: repeat history to restore exact state just before the crash

Undo: rollback all uncommitted txns

26

ARIES – RECOVERY PHASES

27

Phase #1 – Analysis

Read WAL from last checkpoint to identify dirty pages in the buffer pool and active txns at the time of the crash

Phase #2 – Redo

Repeat **all** actions starting from an appropriate point in the log (even txns that will abort)

Phase #3 – Undo

Reverse the actions of txns that did not commit before the crash

27

SUMMARY

28

Recovery Manager guarantees Atomicity & Durability

Supports rollback to guarantee consistency

Use WAL to allow **STEAL + NO-FORCE** w/o sacrificing correctness

Any change is recorded in log on stable storage before the change is written to disk

28